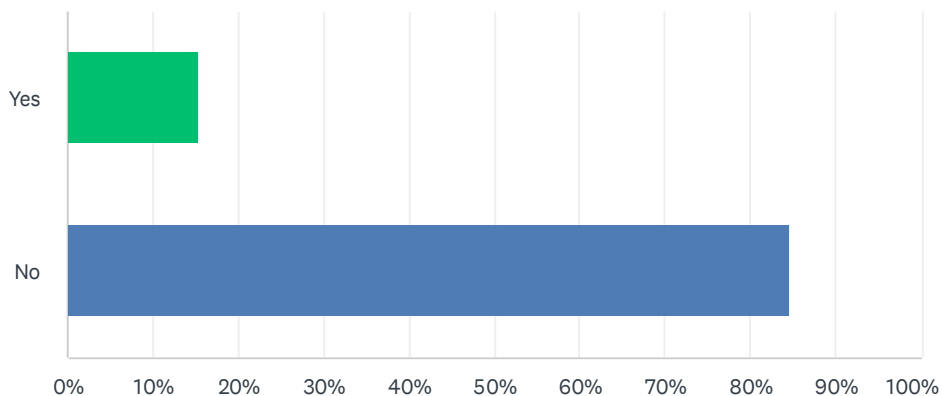


Q1 Do you believe the current plan to return to in-person classes for all students is the right choice given the current COVID-19 situation in the province?

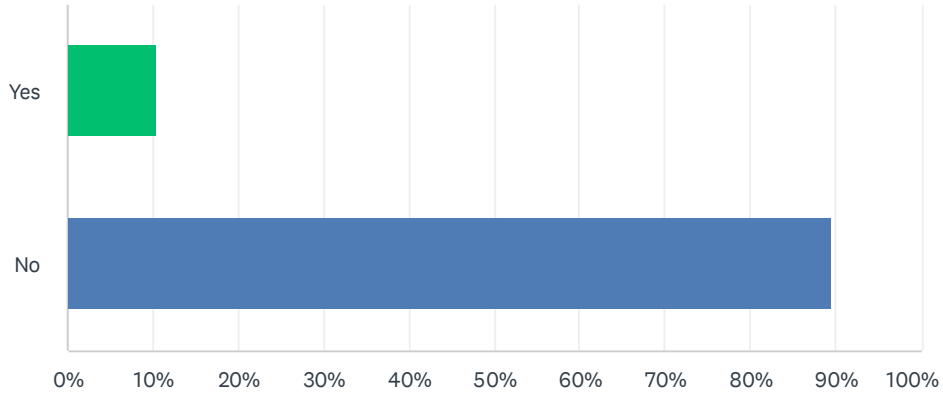
Answered: 4,641 Skipped: 16



ANSWER CHOICES	RESPONSES	
Yes	15.34%	712
No	84.66%	3,929
TOTAL		4,641

Q2 Do you feel the current return to school plan adequately protects the safety of you, your students and your family?

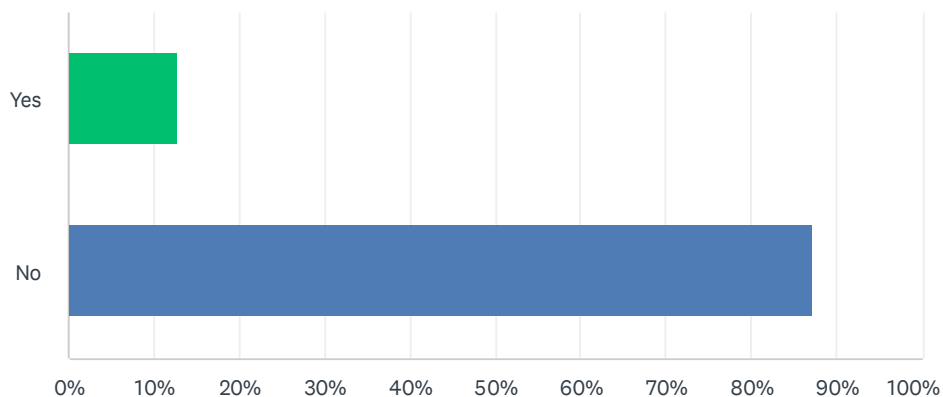
Answered: 4,645 Skipped: 12



ANSWER CHOICES	RESPONSES	
Yes	10.48%	487
No	89.52%	4,158
TOTAL		4,645

Q3 Given the continued high daily case numbers of COVID-19 in Newfoundland and Labrador, the unknown number of people who are assumed to have COVID-19 without access to testing, and the increased number of hospitalizations, do you believe that schools can remain operational when they resume in-person learning on January 25, 2022?

Answered: 4,639 Skipped: 18



ANSWER CHOICES	RESPONSES
Yes	12.76% 592
No	87.24% 4,047
TOTAL	4,639

Q4 Which of the following do you believe are required to ensure schools can remain safe and operational once in-person learning resumes on January 25, 2022? (You can check more than one box.)

Answered: 4,656 Skipped: 1

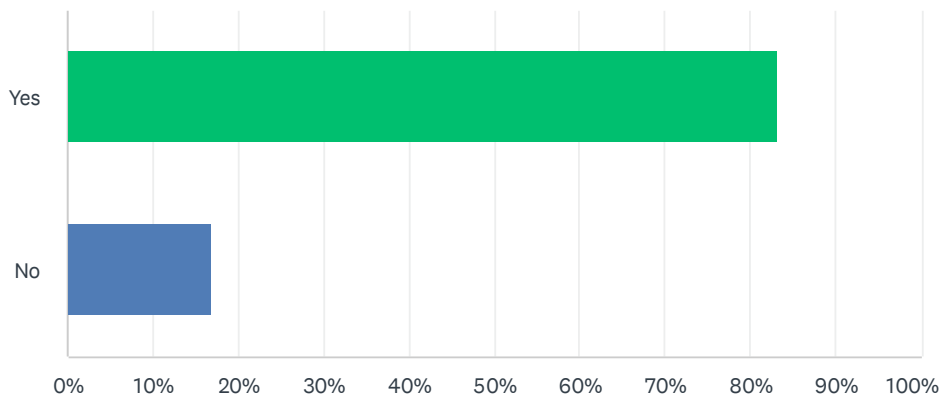


Return to In-Person Learning

ANSWER CHOICES	RESPONSES	
Contact tracing and notifications of COVID-19 cases in schools	83.16%	3,872
Reducing class size to allow for physical distancing	76.33%	3,554
Stronger enforcement of student masking	76.14%	3,545
Enhanced cleaning protocols	71.63%	3,335
Medical grade N95 or KN95 masks for all students and staff	70.66%	3,290
Limiting or eliminating non-essential access to school buildings	70.34%	3,275
Stronger isolation requirements for close contacts	61.88%	2,881
Strict cohorting of students	57.41%	2,673
Access to booster shots for all staff immediately	51.80%	2,412
None of the above	2.62%	122
Total Respondents: 4,656		

Q5 Do you believe online learning for the majority of students should continue until the province lowers the current Public Health Alert Level?

Answered: 4,634 Skipped: 23



ANSWER CHOICES	RESPONSES	
Yes	83.23%	3,857
No	16.77%	777
TOTAL		4,634